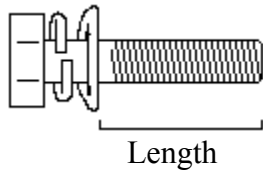
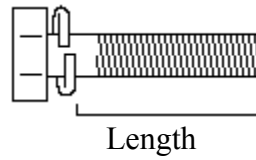


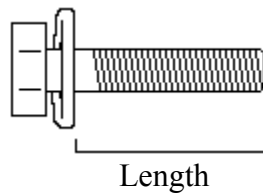
Bolt Type **A**  
w/ integrated lock washer and washer



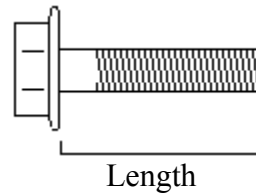
Bolt Type **B**  
w/ integrated lock washer



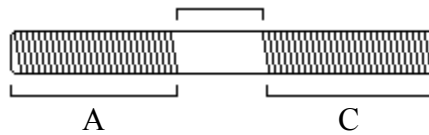
Bolt Type **C**  
w/ integrated washer



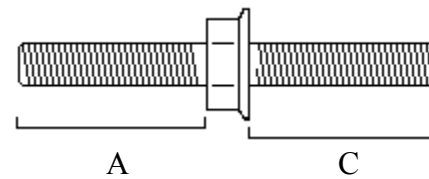
Bolt Type **D**  
w/ flared head



Stud                      B



\*\*\* Stud w/ integrated flared nut



\*NOTE- Bolt lengths were measured from the edge of flare (type D), lock washer (type B), or washer (type A and C) to edge of bolt.

Bolt/nut location	Head	Thread	Length	Type	Qty.	Notes
3000 pipe to 3000 pipe bracket	12	m8x1.25	20mm	A	2	
3000 pipe bracket to valve cover	10	m6x1.0	9mm	A	2	
ISC pipe to 3000 pipe	10	m6x1.0	10mm	A	2	
PCV pipe to 3000 pipe	12	m8x1.25	12mm	A	1	
Throttle bracket assembly to head (spark plug valley)	12	m6x1.0	65mm	B	1	
Throttle bracket assembly to head (exhaust side)	12	m8x1.25	n/a	flared nut	3	
Throttle cable adjustment nuts	12	m8x1.25	n/a	nut	4	
Throttle body to plenum	12	m8x1.25	39mm	B	3	
Throttle body to plenum	12	m8x1.25	58mm	B	1	
ISC valve to plenum	12	m8x1.25	18mm	B	2	
ISC valve cover to ISC valve	Phillips	m4x.70	13mm	A	3	
EGR vacuum modulator bracket to plenum	12	m8x1.25	11mm	A	1	
EGR pipe to plenum	10	m8x1.25	20mm	D	2	
EGR valve to intake runners	12	m8x1.25	n/a	flared nut	2	
Vacuum pipe bracket to side of plenum	10	m6x1.0	14mm	A	1	
Intake plenum stay to intake plenum	14	m10x1.25	16mm	C	1	
Intake plenum stay to motor mount	14	m10x1.25	17mm	C	1	
Intake plenum to intake runners	12	m8x1.25	23mm	B	5	
Intake plenum to intake runners	12	m8x1.25	n/a	lock w. nut	2	
VSV to runners	12	m8x1.25	12mm	A	1	
Sensor ground wires to runners	12	m8x1.25	12mm	A	1	
Intake runners to head	12	m8x1.25	26mm	A	7	
Intake runners to head	12	m8x1.25	n/a	flared nut	2	
Fuel rail to head	12	m8x1.25	36mm	A	3	
Vacuum pipe bracket (between runners #2 & #3) to head (using stud)	12	m8x1.25	n/a	flared nut	1	
DIS ground wire to head/vacuum pipe bracket (between runners 4 & 5)	12	m8x1.25	n/a	lock w. nut	1	
DIS ground wire to DIS bracket	Phillips	m4x.70	5mm	B	1	
DIS coils to DIS bracket	Allen	m4x.70	23mm	B	12	
CPS to head	12	m8x1.25	21mm	A	1	
CPS cover to CPS	8	m5x.80	12mm	A	3	
CPS harness bracket to CPS	Phillips	m4x.70	8mm	A	1	
Turbo heat shield to turbo	12	m8x1.25	n/a	exhaust nut	3	
Heat shields to exhaust manifold	12	m8x1.25	n/a	exhaust nut	5	
Upper turbo stay to head	12	m8x1.25	15mm	D	1	
Lower turbo stay to turbo	17	m12x1.25	20mm	D	1	

Lower turbo stay to engine mount	14	m10x1.25	17mm	C	1	
Turbo Elbow to turbo	14	m10x1.25	n/a	flared nut	4	beveled nut edge
Downpipe to turbo elbow	14	m10x1.25	n/a	exhaust nut	3	
Turbo to exhaust manifold	14	m10x1.25	n/a	flared nut	4	beveled nut edge
O2 sensor to turbo elbow	12	m8x1.25	n/a	exhaust nut	2	
Wastegate to turbo	12	m8x1.25	16mm	A	2	
Exhaust manifold stay to exhaust manifold	12	m8x1.25	10mm	B	2	
Exhaust manifold stay to block	14	m10x1.25	12mm	B	1	
Exhaust manifold to head	14	m10x1.25	n/a	exhaust nut	7	21mm diameter flare
Water elbow to head	12	m8x1.25	33mm	B	1	
Water elbow to head	12	m8x1.25	n/a	lock w. nut	2	
Water pipe brackets (water pipe surrounds block) to block	12	m8x1.25	10mm	A	3	
Front hoist hook to upper alternator mount	12	m8x1.25	20mm	B	2	
Rear hoist hook to head	14	m10x1.25	11mm	B	2	
PS reservoir to PS reservoir bracket	12	m8x1.25	15mm	B	2	
PS reservoir bracket to head	12	m8x1.25	n/a	lock w. nut	1	
PS reservoir bracket to water elbow	12	m8x1.25	18mm	B	1	
PS reservoir bracket to rear timing cover/PS pump bracket	12	m8x1.25	n/a	lock w. nut	1	
PS pump bracket to rear lower timing cover	12	m8x1.25	n/a	lock w. nut	1	
PS pump bracket stay to block	14	m10x1.25	16mm	A	1	
PS pump bracket stay to PS pump bracket	14	m10x1.25	23mm	C	1	
PS pump adjuster bolt to PS pump bracket	14	m10x1.25	21mm	A	1	25mm diameter washer
PS pump lower bracket to block	14	m10x1.25	22mm	D	2	
PS pump lower bracket to block	14	m10x1.25	n/a	flared nut	1	
Oil cooler line bracket to PS pump lower bracket	12	m8x1.25	14mm	B	1	
Alternator 12v wire to alternator	12	m8x1.25	n/a	lock w. nut	1	
Alternator to upper alternator bracket	14	m10x1.25	110mm	D	1	
Alternator to upper alternator bracket	14	m10x1.25	n/a	flared nut	1	
Alternator to lower alternator bracket	12	m8x1.25	20mm	A	1	
Upper alternator mount to head	14	m10x1.25	37mm	B	3	
AC pump to AC pump bracket	12	m8x1.25	84mm	C	4	20mm diameter washer
AC pump bracket to front lower timing cover	14	m10x1.25	84mm	A	1	
AC pump bracket to front lower timing cover	12	m8x1.25	n/a	lock w. nut	1	
AC pump bracket to front lower timing cover	14	m10x1.25	n/a	lock w. nut	1	
AC pump bracket to block	14	m10x1.25	22mm	C	2	20mm diameter washer
AC belt idler pulley bearing nut	14	m10x1.25	n/a	flared nut	1	no bigger than 18mm flare!
AC belt idler pulley adjustment bolt	14	m8x1.25	90mm	D	1	

AC belt idler pulley bracket to front lower timing cover	14	m10x1.25	83mm	A	2	
AC belt idler pulley bracket to AC pump bracket	14	m10x1.25	17mm	C	1	
J tube to block	12	m8x1.25	n/a	nut w/ washer	2	
Block off plate (under oil filter) to block	12	m8x1.25	14mm	B	2	
Fuel inlet junction to driver motor mount	12	m8x1.25	21mm	A	2	
motor mount (both) to block	14	m10x1.25	17mm	C	6	
Drivers motor mount to block/engine shock bracket	14	m10x1.25	n/a	nut w/ washer	1	
Passenger motor mount to block/tranny stay	14	m10x1.25	26mm	B	1	
Engine shock to engine shock bracket	12	m8x1.25	16mm	A	2	
Engine shock bracket to tranny stay/block	14	m10x1.25	28mm	A	1	
Tranny stay (both) to tranny	14	m10x1.25	33mm	B	2	
Passenger tranny stay to block	14	m10x1.25	26mm	B	1	
Driver tranny stay to block	14	m10x1.25	26mm	B	1	
Starter to tranny	14	m10x1.25	n/a	flared nut	2	
Starter to tranny	14	m10x1.25	53mm	B	2	
Front upper timing cover to rear upper timing cover (top bolts)	10	m6x1.0	35mm	D	2	
Front upper timing cover to rear upper timing cover (bottom bolts)	10	m6x1.0	25mm	D	3	
Fan clutch to water pump	12	m8x1.25	n/a	flared nut	4	serrated flare
Water pump to rear lower timing cover	10	m6x1.0	28mm	B	2	
Water pump to rear lower timing cover	10	m6x1.0	24mm	B	4	
Water pump to rear lower timing cover	12	m8x1.25	n/a	lock w. nut	2	
Water pump to rear lower timing cover	12	m8x1.25	58mm	B	2	
Cam gear to cam	14	m10x1.25	25mm	D	2	
Rear upper timing cover to head	10	m6x1.0	8mm	B	6	
Metal vacuum pipe to rear lower timing cover (left side)	10	m6x1.0	13mm	A	1	
Metal vacuum pipe to rear lower timing cover (right side)	10	m6x1.0	15mm	B	1	
Front lower timing cover to rear lower timing cover	10	m6x1.0	25mm	D	3	
Rear lower timing cover to block	12	m8x1.25	43mm	B	3	
Valve cover (both) to head	Allen	m6x1.0	27mm	B	12	
#1 cam journal retainer (exposed from valve cover) to head	10	m8x1.25	37mm	C	4	
Oil pan to block	12	m8x1.25	13mm	A	22	
Oil pan to block	12	m8x1.25	n/a	lock w. nut	4	

Stud Location	Thread	A	B	C	Qty	Notes
Throttle bracket assembly to head	m8x1.25	11mm	5mm	21mm	2	
PS reservoir bracket to head	m8x1.25	11mm	5mm	21mm	1	
Heat shields to exhaust manifold	m8x1.25	13mm	2mm	13mm	5	
Exhaust manifold to head	m10x1.25	13mm	9mm	30mm	7	
Turbo to exhaust manifold	m10x1.25	15mm	13mm	18mm	4	
Turbo elbow to turbo	m10x1.25	15mm	13mm	15mm	4	
Turbo elbow to downpipe	m10x1.25	14mm	4mm	15mm	3	
Vacuum pipe and DIS ground wire to head	m8x1.25	13mm	***	13mm	1	vacuum pipe between intake runners #2 and #3
Upper turbo stay to turbo	m8x1.25	13mm	***	13mm	1	

\*\*\* measurement B is actually an integrated 12mm flared nut instead of smooth spot on stud

Washer Location	Hole size	Diameter	Thickness
Cam gear to cam	m10	30mm	4mm
Turbo heat shield to turbo	m8	22mm	3mm
PS pump adjuster bolt to PS pump bracket	m10	25mm	2mm

Compiled by Racefiend